


HabasitLINK®

M2540 Radius Flush Grid 1" MTW



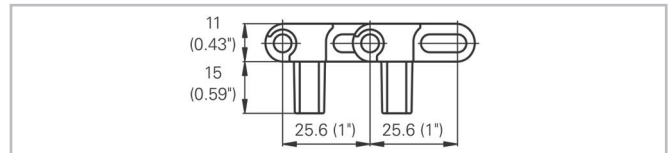
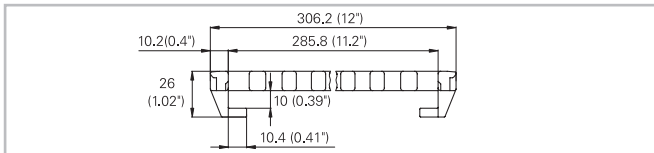
Description

- Mold to width radius belt 12" (306 mm) wide, for radius and straight conveying
- Collapse factor 2.1
- Hold down device on both edges
- 35% open area; 53% open contact area; largest opening 6x12.5 mm (0.24"x0.49")
- Excellent for cooling and draining
- Easy to clean
- Food approved materials available
- Rod diameter 5 mm (0.2")
- Open window sprockets



Available accessories

- Flights
- Sideguards
- Lane divider



Belt data

Belt material		PP		POM	
Rod material		POM		PA	
Nominal tensile strength F_N straight run	N <i>lbf</i>	5810 <i>1307</i>	5810 <i>1307</i>	8260 <i>1858</i>	8260 <i>1858</i>
Nominal tensile strength F_N in curve ⁽¹⁾	N <i>lbf</i>	1000 <i>225</i>	1000 <i>225</i>	1500 <i>338</i>	1500 <i>338</i>
Temperature range	°C °F	5 - 93 40 - 200	5 - 105 40 - 220	-40 - 93 -40 - 200	-40 - 93 -40 - 200
Belt weight m_B	kg/m ² <i>lb/sqft</i>	4.7 <i>0.96</i>	4.7 <i>0.96</i>	7.0 <i>1.44</i>	7.0 <i>1.44</i>

⁽¹⁾ The indicated nominal tensile strength refers to 12" (306 mm) belt width. For $b_0 > 12"$ higher values admissible, please contact your Habasit representative.

Diameter of idling rollers (minimum)		Diameter of support rollers (minimum)		Diameter for gravity take-up and center drive rollers (minimum)		Backbending radius for elevators without sideguards or hold down devices (minimum)		Backbending radius for elevators with sideguards or hold down devices (minimum)	
mm	inch	mm	inch	mm	inch	mm	inch	mm	inch
50	2	50	2	100	4	150	6	250	10

Use the largest possible backbending radius for elevators with side guards or hold down devices.

Standard range of belt widths b_0 and collapse factor Q ($R_{min} = Q \times b_0$)

Belt width mm (nom.)	206	256	306	356	406	456	506	556	606
Belt width inch (nom.)	8	10	12	14	16	18	20	22	24
Collapse factor Q	2.03	2.07	2.10	2.12	2.14	2.15	2.16	2.17	2.18

Real belt widths are in most cases 0.1% to 0.3% smaller.



Standard belt widths: The belt is produced as mold to width belt 12" (306 mm) and can also be used as brick-layed in 50 mm (2") increments. Non-standard widths are offered in increments of 16.66 mm (0.66").

For detailed material properties refer to the HabasitLINK® Engineering Guidelines or contact your Habasit representative.

The nominal tensile strength is valid for 23 °C (73 °F). The admissible tensile force depends on the operating temperature near the drive sprockets. Within the temperature range allowed, the admissible tensile force may vary from 100% to 20% of the nominal tensile strength. For detailed information and correct calculation of effective tensile force refer to the Calculation Guide in the HabasitLINK® Engineering Guidelines.

Product liability, application considerations

If the proper selection and application of Habasit products are not recommended by an authorized Habasit sales specialist, the selection and application of Habasit products, including the related area of product safety, are the responsibility of the customer.

All indications / information are recommendations and believed to be reliable, but no representations, guarantees, or warranties of any kind are made as to their accuracy or suitability for particular applications. The data provided herein are based on laboratory work with small-scale test equipment, running at standard conditions, and do not necessarily match product performance in industrial use. New knowledge and experiences can lead to modifications and changes within a short time without prior notice.

BECAUSE CONDITIONS OF USE ARE OUTSIDE OF HABASIT'S AND ITS AFFILIATED COMPANIES CONTROL, WE CANNOT ASSUME ANY LIABILITY CONCERNING THE SUITABILITY AND PROCESS ABILITY OF THE PRODUCTS MENTIONED HEREIN. THIS ALSO APPLIES TO PROCESS RESULTS / OUTPUT / MANUFACTURING GOODS AS WELL AS TO POSSIBLE DEFECTS, DAMAGES, CONSEQUENTIAL DAMAGES, AND FURTHER-REACHING CONSEQUENCES.